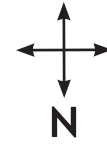
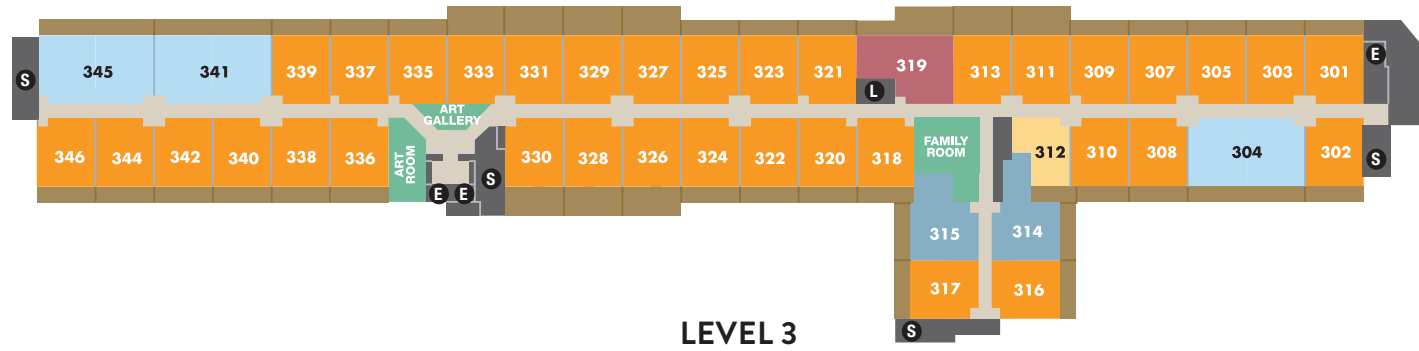


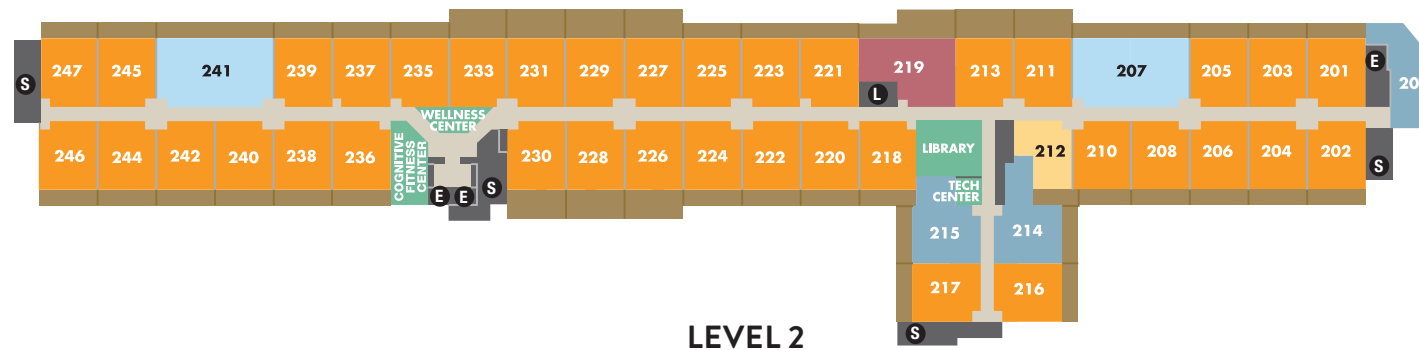
Atria Golden Creek Site Plan



CREEKSIDE



CREEKSIDE




LEGEND

INDEPENDENT & ASSISTED LIVING

- STUDIO
Floor Plan A1
295 sq. ft.
- STUDIO DELUXE
Floor Plan A
480 sq. ft.
- ONE BEDROOM
Floor Plan B
664 sq. ft.
- ONE BEDROOM DELUXE
Floor Plan C
960 sq. ft.
- TWO BEDROOM
Floor Plan D
719 sq. ft.
- COMMUNITY AMENITIES

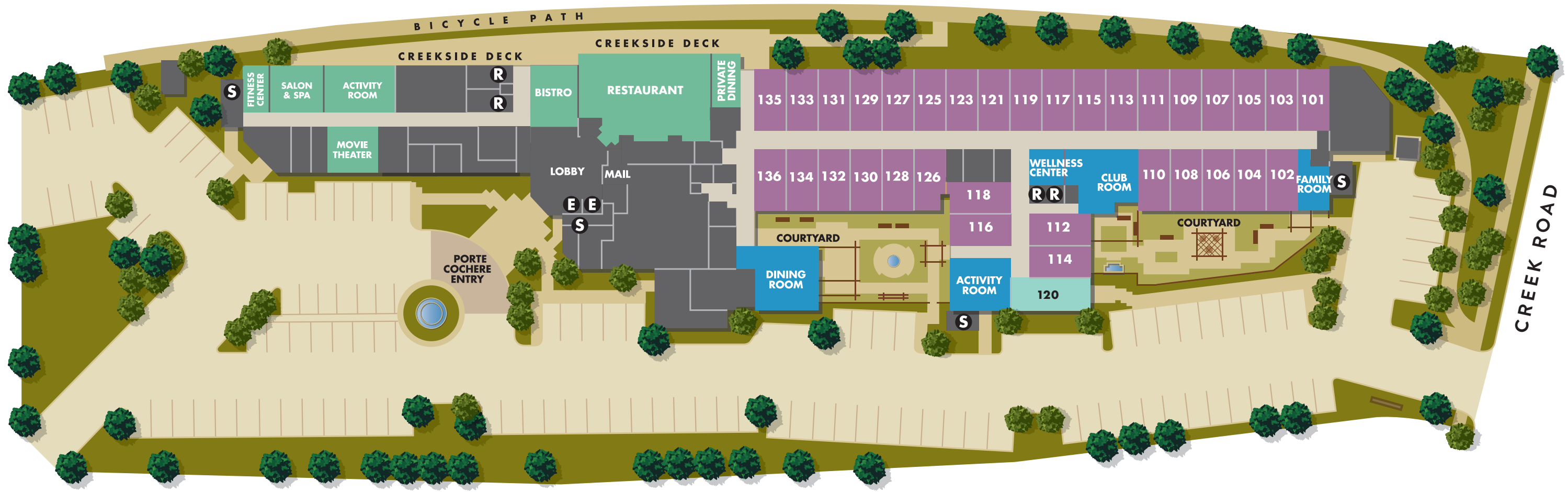
- E** ELEVATOR
- S** STAIRS
- L** LAUNDRY

Atria GOLDEN CREEK | AtriaGoldenCreek.com





CREEKSIDE



LEVEL 1

LEGEND

LIFE GUIDANCE® MEMORY CARE

- STUDIO
345 sq. ft.
- ONE BEDROOM
508 sq. ft.
- COMMUNITY AMENITIES

INDEPENDENT & ASSISTED LIVING

- COMMUNITY AMENITIES
- E** ELEVATOR **S** STAIRS **R** RESTROOMS

LEVELS 2-3 ON
REVERSE SIDE